





BodPave™ 40

Porous Pavers

FREQUENCY OF USE	SUGGESTED APPLICATIONS
GRASS  Occasional consecutive vehicular use	
GRAVEL  Regular vehicular use	

Permanent grassed or gravel car parks, fire access routes, cycle paths, driveways, access roads and other trafficked areas where a structurally-sound, well drained base is present or will be installed.

BODPAVE 40 porous grass pavers are an interlocking cellular paving grid system for grass and ground reinforcement applications where there is regular pedestrian or vehicle use. BODPAVE 40 permeable paving grids allow full rainwater penetration and are manufactured from UV stabilised 100% recycled HDPE, in black or green. BODPAVE 40 pavers are strong, chemically inert & non-toxic, enabling them to provide a durable, safe & sustainable eco-friendly surface for trafficked areas.


APPLICATIONS

- Car parks
- Emergency access routes
- Aircraft taxiways & helipads
- Wheelchair and disabled access
- Pedestrian walkways
- Golf buggy paths
- SUDS source control

BODPAVE 40 grass pavers are a cost effective solution to worn and rutted grassed areas, displaced gravel and for source control of surface water run-off.

Designed to be installed onto a well prepared, free-draining and relatively even surface using either Terram 'Reduced -Dig System' or by employing a full sub-base construction incorporating a geogrid reinforcement layer. The paving grids simply connect together and are filled with either a sand : soil rootzone and seeded or turfed providing a visually pleasant and stable surface structure through which grass can be grown, or filled with

GRID STRUCTURE













BODPAVE 40 is suitable for grassed surfaces, gravel retention and SUDS source control applications.

an angular gravel for use as a gravel retention reinforcement surface. Construction profiles for each application will be determined by the specific site conditions & loading criteria. Detailed design literature and technical support are downloadable from www.terram.com.

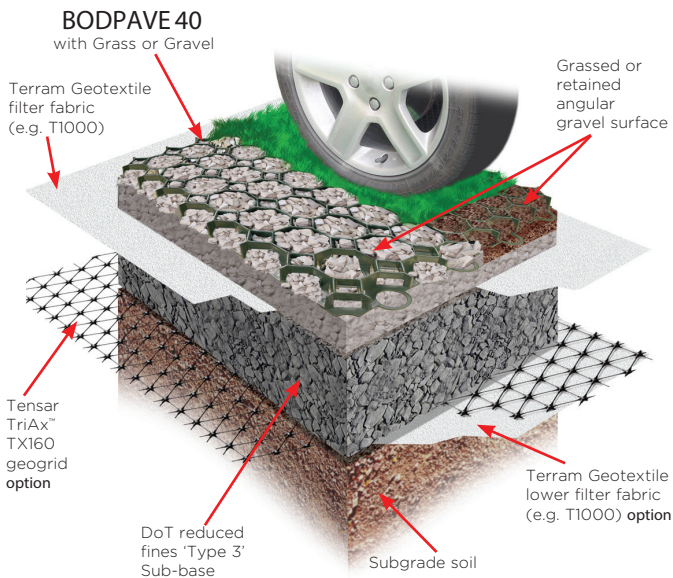


BodPave™ 40 Porous Pavers

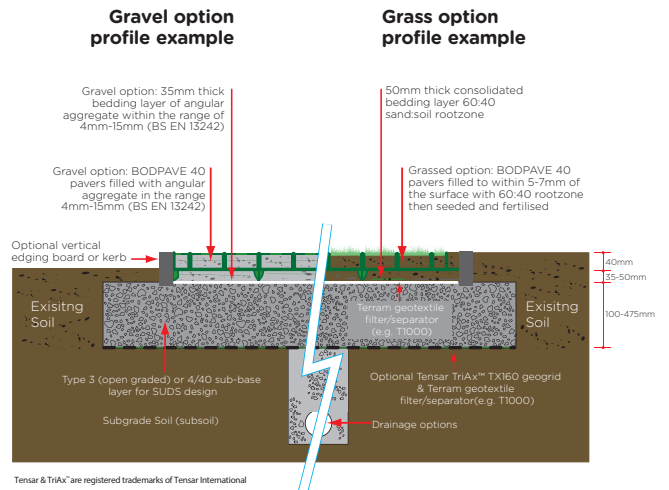
FREQUENCY OF USE	SUGGESTED APPLICATIONS
GRASS  Occasional consecutive vehicular use	   
GRAVEL  Regular vehicular use	   

BODPAVE 40's open cell structure allows unrestricted healthy grass root growth and water infiltration and can be used as part of a Sustainable Urban Drainage Systems (SUDS). The paver grids also incorporate 25mm 'ground-spikes' on the base which fix through the adjacent paving grid's edge-loops to provide the entire structure with firm anchorage and structural integrity.

TYPICAL PROFILE



TYPICAL PROFILE



Not all layers will apply to every application and drainage may be required. Please refer to design guidance documents.

BODPAVE 40 PRODUCT DETAILS

PAVER SIZE (mm)	QUANTITY (per m ²)	WEIGHT (Nominal)	LOAD BEARING CAPACITY	MATERIAL	COLOUR
500 x 500 x 40	4 Grids	4.8kg/m ²	150tonnes/m ²	100% Recycled Polyethylene	Black
500 x 500 x 40	4 Grids	4.8kg/m ²	150tonnes/m ²	100% Recycled Polyethylene	Green



For more information, contact us today or visit our website:
www.groundtrax.com

GROUNDTRAX
Ground Protection and Reinforcement
E-Mail: info@groundtrax.com | Telephone: 08456 800008 | Fax: 08456 800208