

GEOTRAX GC - CELLULAR CONFINEMENT SYSTEM

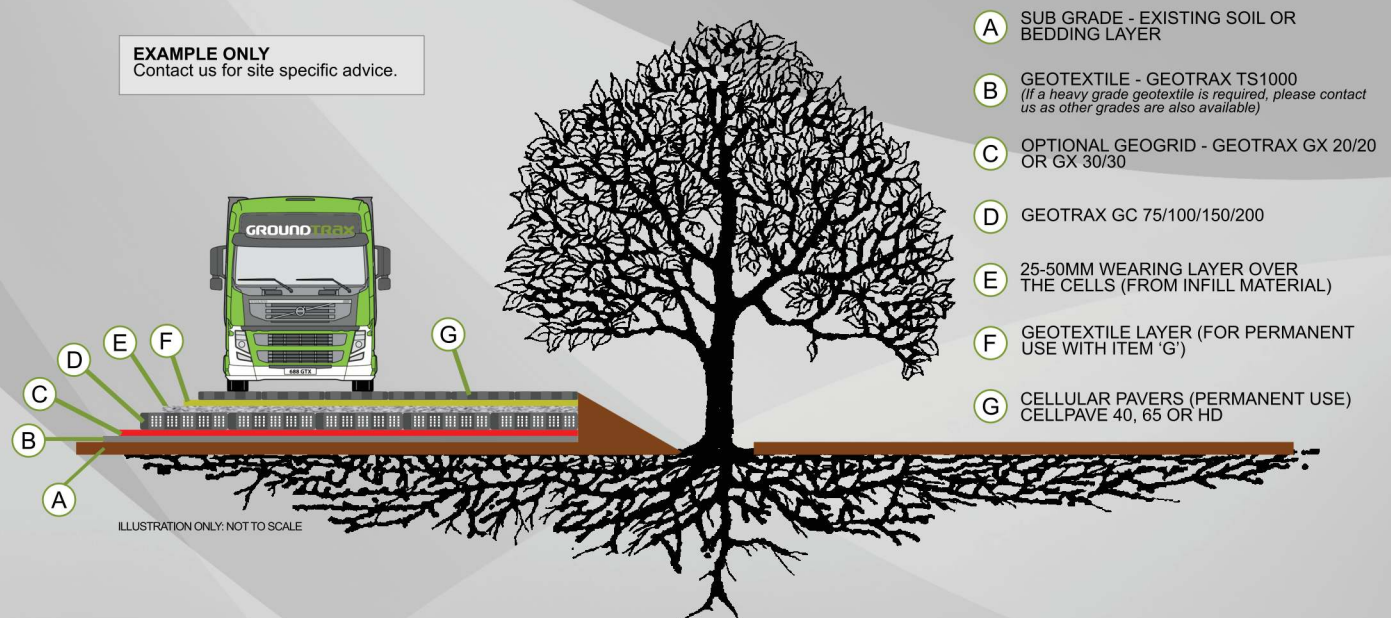
Geotrax GC is an expandable cellular confinement system that can be filled with sand, soil, gravel or other site materials for use in the construction of three dimensional load spreading or containment systems. Constructed from 1.6mm perforated and textured HDPE and available in 75mm, 100mm, 150mm and 200mm deep variants.

Typical uses include tree root protection, erosion control, retaining structures and temporary or permanent track and compound construction when a no-dig system has been specified. They can also be used to reduce the overall construction depth thereby reducing the cost of the infill material.

Geotrax Geocells work by confining the infill material and ensuring that the downward forces from traffic are spread laterally, thereby greatly reducing the pressure on the sub base by distributing the load over a wider area.



Example Tree Root Protection installation detail:



The cells arrive flat packed on pallets and are expanded on site to form a honeycomb like structure. The supplied steel pins and plastic caps are used to hold the cells open prior to filling. For erosion control and bank stabilization or other applications on sloping ground, our CellGrip fixings should be used for improved performance (up to 9 times the pull out force versus rebar pins). CellGrip fixings are simply clipped through the existing perforations in the side wall of the cells and fixed down with Terra-Lock pins. Adjacent panels are connected with plastic connectors (29no. connectors are included with each panel)




GeoTrax Steel Pins



GeoTrax Plastic Pin Caps



CellGrip Fixing Clip



Install with Electric Drill



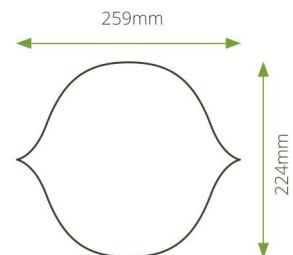
Finished Fixing

Panel Size (expanded)	2.71m x 7.41m (20m ²)	
Cell Depth Options	75mm 100mm 150mm 200mm	
Colour	Black	
Cell Size	224mm x 259mm	
Material	1.6mm HDPE	
Cell Wall	Perforated and Textured	
Seam Weld Strength	75mm deep cells	900N
	100mm deep cells	1200N
	150mm deep	1800N
	200mm deep	2400N
Tensile Strength	Longitudinal	18.4 MPa
	Transverse	19.5 MPa
Stress Crack Resistance	>3000 hours	
Panel Weight	75mm	18.0 Kg
	100mm deep	24.5 kg
	150mm deep	36.0 kg
	200mm deep	48.5 kg

Accessories Available:

GeoTrax GT Geotextile
 GeoTrax GX GeoGrid
 GeoTrax Steel Pins
 CellGrip & Terra-Lock Fixings

Cell Size:



For more information, contact us today or visit our website:

www.groundtrax.com

GROUNDTRAX

Ground Protection and Reinforcement

Telephone: 03456 800008 | Fax: 03456 800208

E-Mail: info@groundtrax.com | Website: www.groundtrax.com