


CELLPAVE™ AP - Anchored Ground Reinforcement Paver

CASE STUDY



CLIENT: SURF BAY HOLIDAY PARK
LOCATION: BIDEFORD, DEVON
CONTRACTOR: SELF INSTALLATION

INTRODUCTION

CellPave AP™ from Groundtrax is a 'no-dig' anchored ground reinforcement paving tile. Installing CellPave™ AP is quick and easy. Using a vibratory roller CellPave™ AP can be simply rolled into existing grass areas. If required, they can also be placed in soil and onto a prepared sub-base. Additionally, they can also be inverted and back-filled with gravel.

ISSUE


Situated in Westward Ho!, Surf Bay Holiday Park offers self-catering static caravans & apartments of 4* standard. Grassed areas between the caravans get a lot of use and are often subject to rutting in poor weather. Surf Bay needed a solution that was not only quick and easy to install, but also offered protection along with providing grip for cars and 4x4s. Installing a sub-base for each installation was not an option due to the number of areas and the high cost involved in doing so. It was important that grass was able to grow through the product and over time, be hidden so as to keep the appearance of a grassed area.

SOLUTION

CellPave™ AP was chosen for its robust and hardwearing design and the fact that as it was being installed on free-draining ground - no sub-base was required, consideration was also given to the fact that CellPave™ AP is SuDS compliant. CellPave™ AP pavers have been designed to be installed with both gravel and grassed infills. A number of areas across the park were protected with CellPave™ AP and the surfaces were able to be trafficked immediately.

Following the installation, Nigel Angrave, Director commented:

"As the owner of a number of Holiday Parks in the South of England, we were looking for an alternative to hard standing areas and CellPave AP fitted bill. We have been so pleased with the product so far and as such, have placed an additional four orders. It is now installed across many areas and the ground is looking well established and the product is working very well. We will be using Cellpave AP in other areas and on our other parks too."




CELLPAVE™ AP - Anchored Ground Reinforcement Paver

CASE STUDY

BENEFITS

- 1 Ready for use immediately
- 2 Easily installed with a vibratory roller
- 3 Green appearance maintained
- 4 Much lower overall cost as no sub-base is required
- 5 More than doubles the load bearing capacity of the existing grassed areas
- 6 Grip profile for additional grip
- 7 Large quantities immediately available from stock
- 8 Planning permission not usually required
- 9 No special tools required for the installation
- 10 Does not sink into the ground in wet conditions



PRODUCT SPECIFICATIONS

- **Dimensions:** 302mm x 302mm x 37mm (+/- 2%)
- **Nominal Weight:** 550g per paver (6.6kg/m²)
- **Nominal Cell Dimensions:** 50mm x 50mm
- **Cell Wall Thickness:** 5mm (+/- 2%)
- **Material:** Recycled PE/PP
- **Colour:** Black
- **Closed Surface Area:** 50% / Raised points for grip
- **Connection Method:** Edge loops and tabs
- **Load Bearing:** Up to 160t (*depending on underlying ground*)
- **Assembled Size on Pallet:** 1220mm x 920mm (*4x3 tiles*)
- **Pallet Quantity:** 80m² / 876 tiles
- **Pallet Weight:** 500kg
- **Pallet Dimensions:** 1220mm x 920mm x 2340mm



For more information, contact us today or visit our website:

www.groundtrax.com

GROUNDTRAX
Ground Protection and Reinforcement
Telephone: 03456 800008 | Fax: 03456 800208
E-Mail: info@groundtrax.com | Website: www.groundtrax.com