





Truckpave™

Porus Paving

FREQUENCY OF USE	SUGGESTED APPLICATIONS
GRASS	
Regular vehicular use	
GRAVEL	
Frequent/intensive vehicular use	

Permanent grassed or gravel HGV access roads, HGV yards, fire access routes, coach parks and car parks where a structurally-sound, well drained base is to be installed.

Manufactured from recycled plastic, TRUCKPAVE cellular paving is robust, durable and capable of withstanding all levels of traffic up to and including coaches, dustcarts and HGVs. TRUCKPAVE's cells can be filled with either grass seed/topsoil or gravel, making them suitable for stabilising areas where a grass or stone surface is desirable. TRUCKPAVE pavers are the economic, environmentally-friendly and lightweight alternative to concrete grass concrete-type pavers.



APPLICATIONS

- Lorry, coach and car parks
- Emergency fire access roads
- HGV service access roads
- Road widening
- Grass verges, including where HGV overrun occurs
- Footpaths
- Service yards and other areas where forklift trucks operate
- Lay-bys
- Loading areas

BENEFITS

- TRUCKPAVE 80 complies with the HSE manual-handling limit (concrete units exceed this limit)
- TRUCKPAVE 80 has tongue and groove interlocking for additional stability
- Meets SLW60 load category - vehicles up to 60t gross weight, 10t wheel load
- Flexible and resistant to cracking unlike concrete alternatives
- Because of its insulating qualities, plastic achieves greatly improved volume and quality of grass compared to concrete units
- High compressive strength
- Pavers do not transfer heat and dry out soil infill
- Harmless to plants and animals
- Environmentally friendly - manufactured from recycled plastics















For more information, contact us today or visit our website:

www.groundtrax.com

GROUNDTRAX
Ground Protection and Reinforcement
E-Mail: info@groundtrax.com | Telephone: 08456 800008 | Fax: 08456 800208

Truckpave™

Porus Paving

FREQUENCY OF USE	SUGGESTED APPLICATIONS
GRASS	  
Regular vehicular use	  
GRAVEL	  
Frequent/intensive vehicular use	  

INSTALLATION

TRUCKPAVE pavers should be installed onto a well-prepared, free-draining, firm and relatively-level stone sub-base (a reduced-fines Type 3 for example). As an option a Tensar Triax TX160 geogrid at the base of this layer will allow a reduction in the sub-base depth. The sub-base is overlaid with a Terram geotextile filter/separator (e.g. T1000) followed by 20mm of coarse sand as a bedding layer for the pavers.

Once laid, the paver cells can be filled with a free-draining angular stone (e.g. 10mm gravel) or a good quality friable top soil and grass seed at 30/40 g/m². The cells should not be overfilled so remove excess topsoil or stone from the surface. The topsoil settlement that will occur within the paver cells is desirable as this will allow grass growth without direct impact from traffic.

Perimeter pavers should be restrained using pinned timber sleepers or precast kerbs. The pavers can be cut with a hand saw or power cutter for fitting around obstructions. The whole area should be

compacted with either a plate vibrator or a small roller. For large TRUCKPAVE installations with full edge restraint to all sides it may be advisable to allow for expansion due to fluctuations in temperature. Please contact our technical sales team for advice on this or any other issues relating to design and installation of the pavers.



TRUCKPAVE PRODUCT DETAILS

PRODUCT	DIMENSIONS (mm)	Weight (kg)	UNITS Nominal	UNITS/PALLET	COLOUR
TRUCKPAVE 80	600 x 400 x 80	9	4.17	80 No (19.18/m²)	Grey



For more information, contact us today or visit our website:

www.groundtrax.com

GROUNDTRAX
Ground Protection and Reinforcement
E-Mail: info@groundtrax.com | Telephone: 08456 800008 | Fax: 08456 800208